


Chatham

A fresh interpretation of the classic dining table, this piece is one of our most sought-after items. The table's size and shape are easily customized to suit designer needs. Here it is shown in natural Yew with polished brass castors.

See back for options.

Customization Available



Chatham

Options: Available in all woods and finishes

Polished or antique brass feet or castors standard

Silver plated feet or castors available

Reeded edge or shaped edge profile available in Walnut or Cherry

T-05-202 60" Dia. x 29.5"H

T-05-204 72" Dia. x 29.5"H

T-05-205 84" Dia. x 29.5"H

T-05-206-48 Racetrack 48" x 96" Dia. x 29.5"H double pedestal

T-05-206-48S Racetrack 48" x 96" Dia. x 29.5"H single pedestal

T-05-206-48-01 Racetrack 48" x 96" Dia. x 29.5"H double pedestal with one 22" leaf

T-05-206-48-02 Racetrack 48" x 96" Dia. x 29.5"H double pedestal with two 22" leaves

T-05-206-54 Racetrack 54" x 96" Dia. x 29.5"H double pedestal

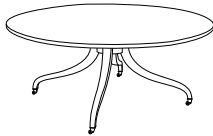
T-05-206-54S Racetrack 54" x 96" Dia. x 29.5"H single pedestal

T-05-206-54-01 Racetrack 54" x 96" Dia. x 29.5"H double pedestal with one 22" leaf

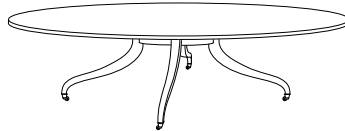
T-05-206-54-02 Racetrack 54" x 96" Dia. x 29.5"H double pedestal with two 22" leaves

T-05-207 Ellipse 54" Dia. x 66" x 29.5"H

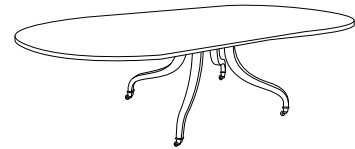
T-05-208 Ellipse 54" Dia. x 76" x 29.5"H



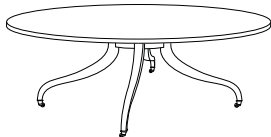
Product No: T-05-202
Dimensions:
60" Dia. x 29.5"H
(Also available with a
22" leaf with a thicker
base)



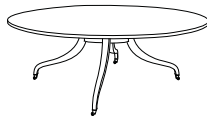
Product No: T-05-205
Dimensions:
84" Dia. x 29.5"H



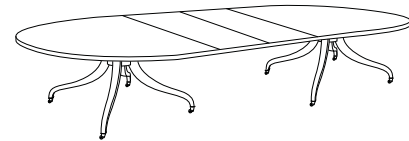
Product No: T-05-206-48
Dimensions: Racetrack
48" x 96" Dia. x 29.5"H



Product No: T-05-204
Dimensions:
72" Dia. x 29.5"H



Product No: T-05-207
Dimensions: Ellipse
54" x 66" x 29.5"H



Product No: T-05-201
Dimensions: Racetrack
54" Dia. x 29.5"H
(Racetracks with one or
two 22" leaves are only
available in a dual
pedestal configuration)

Customization Available